

SKYWAY INTERNATIONAL INC

Technology you can use

Skins for ContourHD, GPS and Plus

Skyway's innovative line of skins for the ContourHD, ContourGPS and Contour+ hands-free action cameras were designed and produced in the USA as a result of customer demand for personalization of these cameras. The product line contains four flat finishes for tactical use (flat black, desert camo, multicam and olive drab) and four gloss finishes for sports and general use (white, blue, red and yellow). These tough CamSkins are removable, repositionable and re-applicable, and leave no residue.









These skins are available now through distributors and channel partners.



Skyway International Inc.
5 Great Valley Parkway
Suite 210
Malvern PA 19355
USA
Phone: +1 (484) 348-4008
Email: sales@skywayint.com

Copyright © Skyway International Inc., 2011. All Rights Reserved.

sales@skywayint.com

Skin	Color	ContourHD	ContourGPS	Contour+
	Multicam	✓	✓	✓
	Desert Camo	✓	✓	✓
	Tactical Black	✓	✓	✓
	Olive Drab	✓	✓	✓
	Calm Blue	✓	✓	✓
	Danger Red	✓	✓	✓
	Powder White	✓	✓	✓
	Visibility Yellow	✓	✓	✓



- ⇒ High-quality breathable vinyl appliques that will resemble factory paint, similar to those on race cars and hot rods
- ⇒ Materials and skins are made in the USA
- ⇒ Skin is thick enough to protect camera from most scratches
- ⇒ The CamSkin is removable, repositionable and re-applicable
- ⇒ Each piece is cut from thick high-grade breathable vinyl to fit with accuracy and precision
- ⇒ Will not tear (like paper) or leave any residue (like stickers) if you ever decide to remove it
- ⇒ Makes your Contour Camera look completely renewed/personalized
- ⇒ Tactical skins reduce visibility and reflection to blend with your equipment

Technical Data

Thickness (without protective paper and adhesive)	3.75 mil
Dimensional Stability (FINAT TM-14)	Adhered to steel, no shrinkage in cross direction; In length, <.016"
Temperature Resistance	Adhered to aluminum, -40°F to +176°F, no variation
Fire Behavior (DIN 75200)	Adhered to steel, self-extinguishing
Fire Rating	ASTM E 84-07 Class "A"
Adhesive Power (FINAT TM-1, after 24 h, average)	Adhered to stainless steel: 4.1 lb/in
Tensile Strength (DIN EN ISO 527)	Along Min. 19 MPa Across Min. 19 MPa
Elongation at Break (DIN EN ISO 527)	Along Min. 130% Across Min. 150%
Seawaterability (DIN 50 021)	Adhered to aluminum, after 100h/73°F, no variation
Minimum Application Temperature	46°F

Ordering Information

Camera	Color	Part Number	UPC
ContourHD 1080p	Multicam	SC1300MC	608938452054
ContourHD 1080p	Desert Camo	SC1300DC	608938451859
ContourHD 1080p	Tactical Black	SC1300FB	608938451866
ContourHD 1080p	Olive Drab	SC1300OD	608938451873
ContourHD 1080p	Calm Blue	SC1300HB	608938451880
ContourHD 1080p	Danger Red	SC1300HR	608938451897
ContourHD 1080p	Powder White	SC1300HW	608938451910
ContourHD 1080p	Visibility Yellow	SC1300HY	608938451903
ContourGPS	Multicam	SC1400MC	608938452061
ContourGPS	Desert Camo	SC1400DC	608938451927
ContourGPS	Tactical Black	SC1400FB	608938451934
ContourGPS	Olive Drab	SC1400OD	608938451941
ContourGPS	Calm Blue	SC1400HB	608938451958
ContourGPS	Danger Red	SC1400HR	608938451965
ContourGPS	Powder White	SC1400HW	608938451989
ContourGPS	Visibility Yellow	SC1400HY	608938451972
Contour+	Multicam	SC1500MC	608938452078
Contour+	Desert Camo	SC1500DC	608938452085
Contour+	Tactical Black	SC1500FB	608938452092
Contour+	Olive Drab	SC1500OD	608938452108
Contour+	Calm Blue	SC1500HB	608938452115
Contour+	Danger Red	SC1500HR	608938452122
Contour+	Powder White	SC1500HW	608938452146
Contour+	Visibility Yellow	SC1500HY	608938452139

CUSTOM SKINS

Please contact us if you have a requirement for custom logo, custom branded or custom color skins for Contour wearable cameras. Minimum Order Quantities will apply.

PACKAGING

All skins are retail packaged and ready to hang. Language and local market customization available to country distributors, minimum order quantities will apply.

How To Apply

1. Wash your hands with soap and water to remove any residue that may linger on the surface of your camera.
2. Thoroughly clean any dust, fingerprints, etc. from the surface that you are applying or reapplying your CamSkin with a lint-free cloth
3. Peel your CamSkin from its surface ensuring that it does not have any creases or folds.
4. Hold your CamSkin adhesive side up in the palm of your hand. Remember not to allow the CamSkin to fold in.
5. Apply the adhesive to the surface and smooth it over to ensure a quality bond.

CAMSKIN
By Skyway International



No smearing or fading



No residue



No bubbles



**Removable, Repositionable,
Reapplicable**



No squeegees



Water-resistant top film



Triple Injection protection

All Trademarks mentioned within are trademarks or registered trademarks of their owners. Skyway International Inc's products are not manufactured, endorsed, distributed or sponsored by specific parties unless mentioned herein.



Made in USA